

Wireless Theatre Guide to Downloading a Play

NON SUBSCRIBERS:

- 1) Click on OUR PLAYS
- 2) Choose the genre you would like to browse, then the play you would like to download. Alternatively you can search by title using the little magnifying glass in the top right hand of the page.
- 3) Once you have clicked on the play you want, you should see a red button which says 'ADD TO BASKET' – click on this to add the play into your shopping basket. This will bring up a light green box at the top of the page which will say 'XXXX has been added to your basket', you can choose to 'VIEW BASKET' or continue browsing below.
- 4) Once you click on 'VIEW BASKET' you should see your order listed. Click on 'PROCEED TO CHECKOUT'. If you have a coupon, you can apply this here and then click 'UPDATE BASKET' for the discount.
- 5) Next you will need to fill out the online form. Only the boxes with a little red star are compulsory. You will also need to create a password here. Due to strict security, your password will need to be a long mixture of letters, symbols and numbers.

You can choose to check out via PAYPAL or STRIPE. Both are secure, so it depends on your preference. If you choose PAYPAL you will see a screen like this:

Wireless Theatre Limited

The screenshot displays the checkout process on the Wireless Theatre website. On the left, the 'Your order summary' section shows a table with the following details:

Descriptions	Amount
Adam and Eve and Eric Item price: £1.49 Quantity: 1	£1.49
Item total	£1.49
Total £1.49 GBP	

Below the table, there is a 'PayPal Buyer Protection' section with the text: 'on eligible purchases | [See details](#)' and 'Shop around the world with confidence'.




On the right, the 'Choose a way to pay' section offers two options:

- Pay with my PayPal account** (PayPal logo): Includes the instruction 'Log in to your account to complete the purchase'. The form contains an email field with 'info@wirelesstheatrecompany.', a password field with masked characters, a checkbox for 'This is a private computer. What's this?', a 'Log In' button, and a link for 'Forgotten your email address or password?'.
- Pay with a debit or credit card**: Includes the instruction '(Optional) Sign up to PayPal to make your next checkout faster'.

At the bottom of the payment section, there is a link: 'Cancel and return to [Wireless Theatre Limited](#)'.

You can either login through Paypal or pay with a debit or credit card.

- 6) If you choose STRIPE you'll see a screen like this where you can securely add your details:

☐ Credit Card (Stripe)   

Pay with your credit card via Stripe.

Card Number *

Expiry (MM/YY) *

Card Code *

MM / YY CVC

PLACE ORDER

- 7) Once you have paid – you must then click 'RETURN TO WIRELESS THEATRE LIMITED' which will take you back to our website and you will see a page like this:

Thank you. Your order has been received.

- Order Number: **5680**
- Date: **February 15, 2016**
- Total: **£1.49**
- Payment Method: **PayPal**

ORDER DETAILS

PRODUCT	TOTAL
Adam and Eve and Eric * 1 Download: Adam and Eve and Eric	£1.49
SUBTOTAL	£1.49
SHIPPING:	Free Shipping
PAYMENT METHOD:	PayPal
TOTAL	£1.49

[click here](#)

Click on the link (as per the illustration above) and the play will start downloading to your computer. Your computer settings will determine where the file is saved. It may be in 'Downloads', or 'Finder' on a MAC.

SUBSCRIBERS:

- 1) Login to the website in the top right hand corner. Click on OUR PLAYS
- 2) Choose the genre you would like to browse, then the play you would like to download. Alternatively you can search by title using the little magnifying glass in the top right hand of the page.
- 3) Select the play you would like and click on the large button which says DOWNLOAD. play will start downloading to your computer. Your computer settings will determine where the file is saved. It may be in 'Downloads', or 'Finder' on a MAC